




Light Set 3-Some with Laser R/G
Ref. nr.: 153.735



ENGLISH

DEUTSCH

Vielen Dank für den Kauf dieses Beamz

ESPAÑOL

ENGLISH

LASER SAFETY AND OPERATING INSTRUCTIONS

STOP AND READ ALL LASER SAFETY DATA

Laser Light is different from any other light source with which you may be familiar. The light from this product can potentially

LASER SAFETY LABEL REPRODUCTIONS



Caution – Class 3B



INSTALLATION

This fixture

MAINTENANCE

IR Remote controller

AUTO : Press **AUTO** button, select different AUTO modes program.

SOUND : Press **SOUND** button, select different SOUND modes program.

POWER : Setting On / Off (return the present program)

LEFT : f

NEDERLANDS

Deze handleiding be

BLOEELLINGOAN (O)3NDERDO

Deze unit bevat laseronderdelen met een hoog vermogen, onder spanning staande delen en delen die straling fgeven.

huidverbranding en brand veroorzaken.

LASER GEBRUIK EN SETUP

Bedienung




A1 Mode Automatisch programma 1

~~BGHI 7 HCBG'8 D H@G5HCB'9H'89'G97I F#9~~

LISEZ IMPERATIVEMENT TOUTES LES INFORMATIONS DE SECURITE LASER

La lumière du laser est différente de toute aut3(a5 (s)8(ou)-3(u)-3(r)13cs)-6(e)9()-14linuseue us ue re S a eu ndmr

ETIQUETTES DE SECURITE




Control remoto IR

AUTO : Pulse el botón **AUTO** , seleccionar varios A 7uBT1 0 0 1 1d317.33 0 1 199.01 76au(elo-13(m)-21(áti)4l)-6(o()4

NIEMALS DAS GEHÄUSE ÖFFNEN!

WARN Ě



IR-Fernbedienung

