





# UNPACKING INSTRUCTION

CAUTION!





# REMOTE CONTROLLER

## BLACK OUT Mode

Press <BLACK OUT> off existing modes. Press <BLACK OUT> return the last modes.

## AUTO Mode



## REPLACING THE FUSE

If the fuse is defective, replace the fuse with a fuse of the same type and value. Before replacing the fuse, unplug mains lead.

Procedure:

- Step 1: Open the fuse holder on the rear panel with a fitting screwdriver.
- Step 2: Remove the old fuse from the fuse holder.

Hartelijk dank voor





LET OP:































































## 9 Channels

Channel	Function	Value	Description
1		000-255	Red
	0-100%		



